

## How To Start a Facebook Live

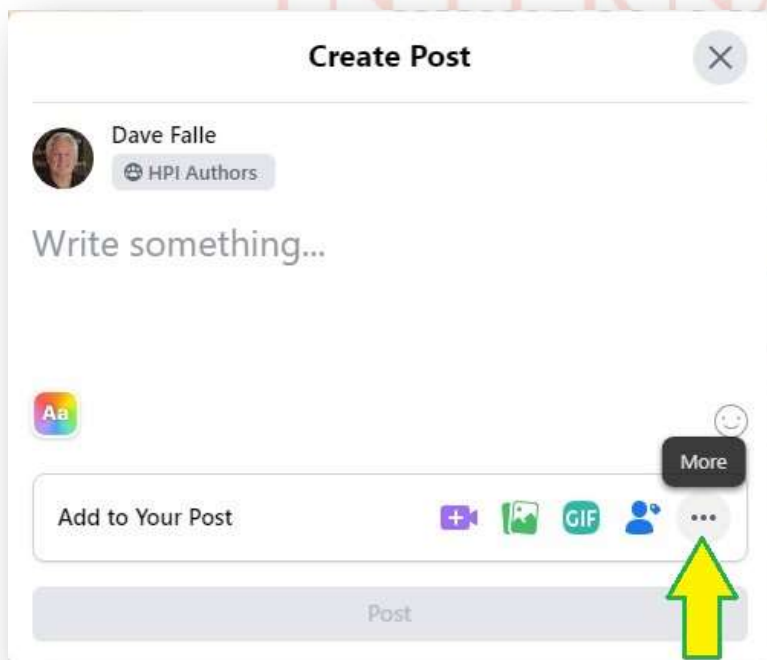
Doing a Facebook LIVE in the Hasmark Author's Private Forum is a great way to practice without the pressure of being exposed to everyone you know. Soon you will want to be on your own page for everyone to see. The first thing you want to do is go to the HPI Author's page (<https://www.facebook.com/groups/HPIAuthors>).

Facebook has recently changed its interface but you can still do a Facebook Live following these simple steps.

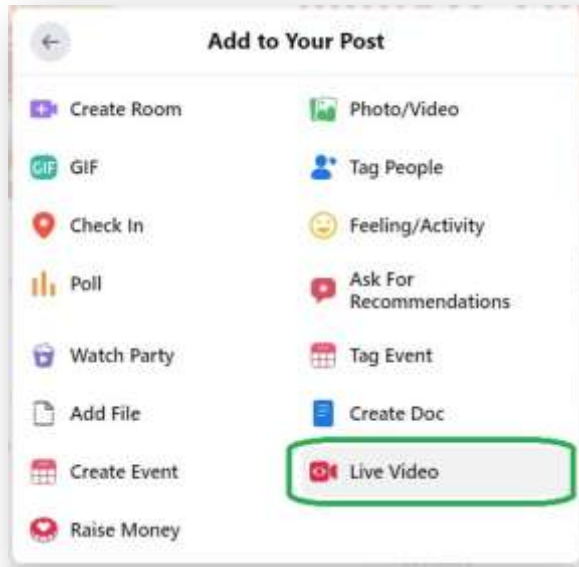
1. Click on the text area (What's on your mind) as though you wanted to post a message.



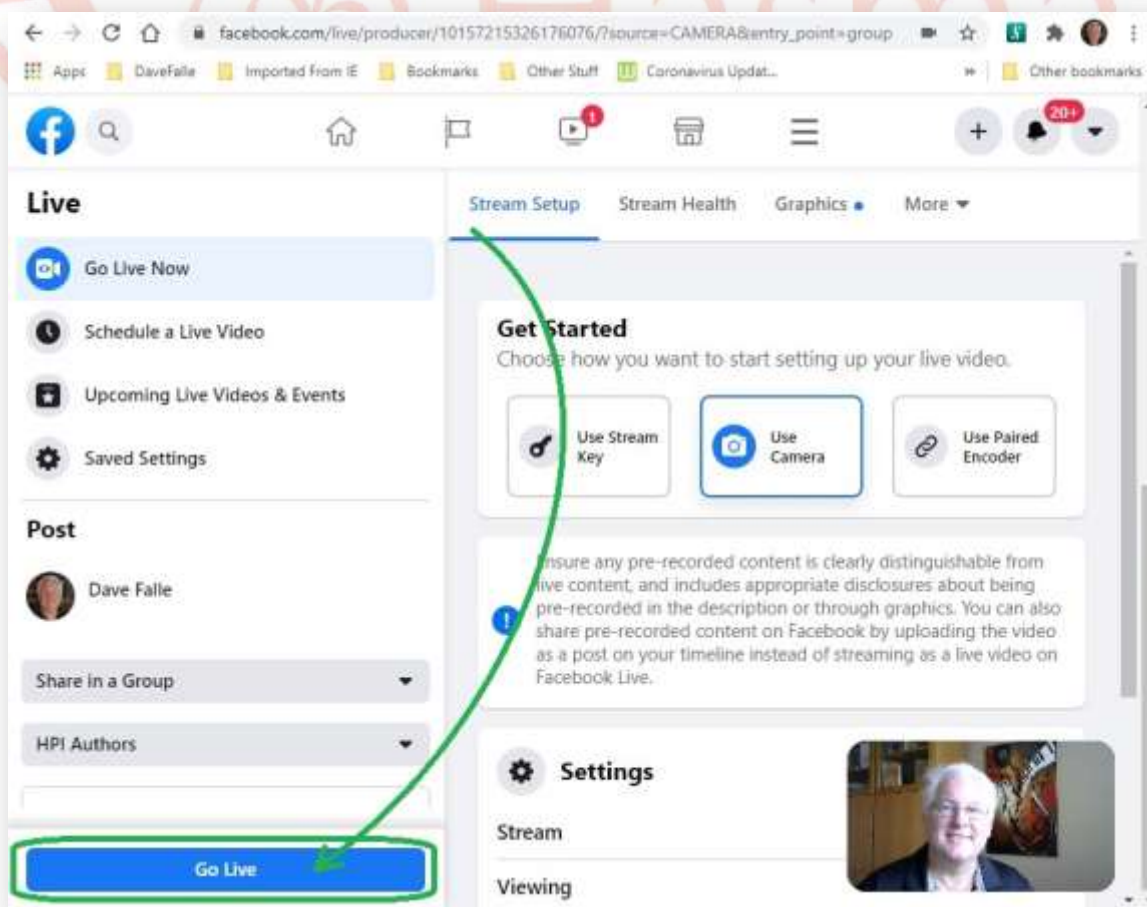
2. Click on the 3 dots [More] button.



3. Select the [Live Video] button



4. Select the [Go Live] button.



During your Live session – be sure to notice and read the comments. People love it when you say hello to them because you see that they are watching. Also, the comments are often questions that you can answer so that you don't have to think of what you want to say.

Typically a good length is 5 to 10 minutes. It takes time for people to notice that you're live and get connected so give a minute or two at the beginning to give folks a time to connect. Then you can deliver the main message.

When you're finished, be sure to click the Finish button to end the LIVE stream.

Have fun with it and enjoy the journey.

